

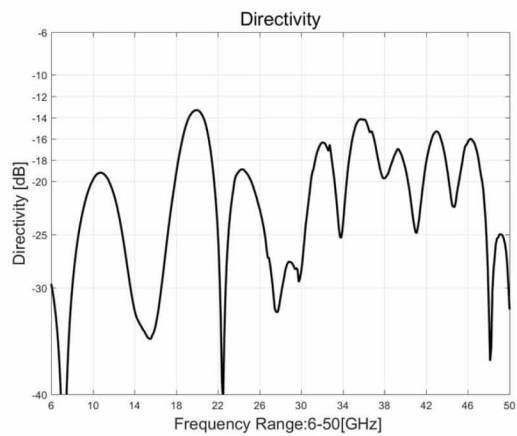
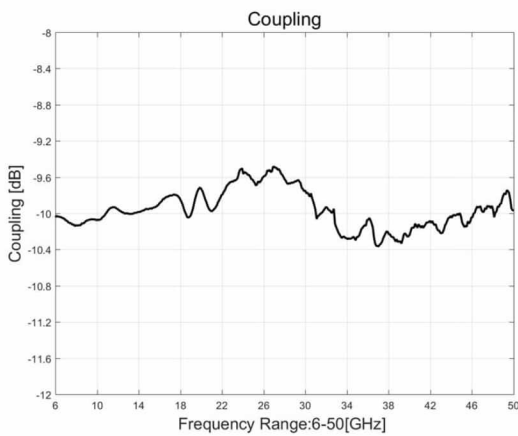
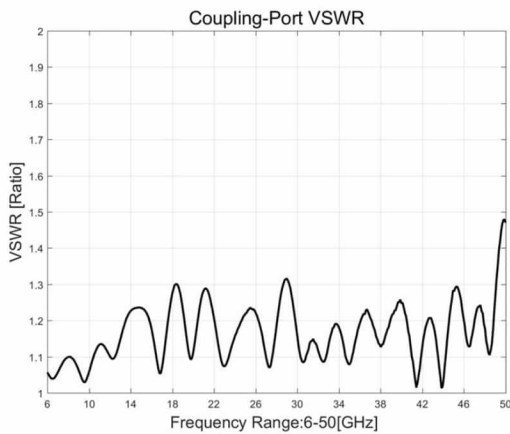
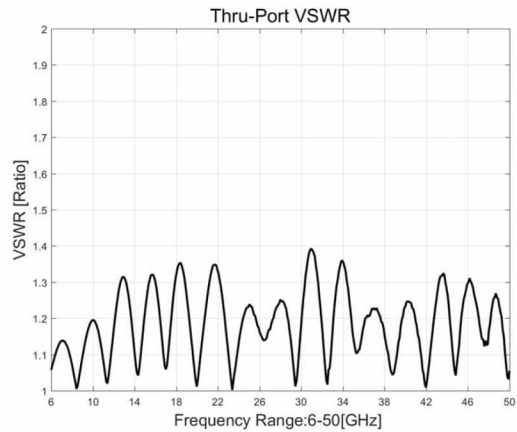
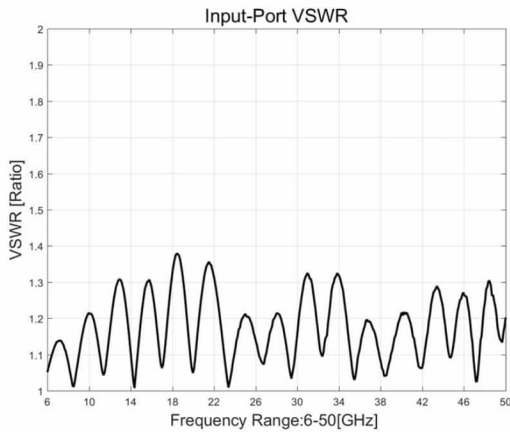
单定向耦合器

型号 - D10N060500 Rev.B

6-50GHz 10dB单定向耦合器；同轴连接器封装

测试曲线索引

- | | |
|-----------|-----------|
| 1. 输入端口驻波 | 2. 输出端口驻波 |
| 3. 耦合端口驻波 | 4. 主线插入损耗 |
| 5. 耦合度 | 6. 方向性 |



典型测试环境：温度25℃；相对湿度60%